







KS1 Sculpture (Year 2)

Version 2, September 2021

Prior Learning: understanding of colour, pattern, texture and shape, understanding of other artists, tints, tones, shades

Facts	Vocabulary
<p>1. Sculpture is:</p> <p>a) Making a 2D or 3D form by carving, casting or other shaping techniques</p>	<p>1. Sculpture</p> <p>2. Andy Goldsworthy</p> <p>3. Land art</p> <p>4. Three-dimensional (3D)</p> <p>5. Two-dimensional (2D)</p> <p>6. Decay</p> <p>7. Weaving</p> <p>8. Nature/natural</p> <p>9. Local</p> <p>10. Influenced by/ Inspired by</p>
<p>2. Andy Goldsworthy:</p> <p>a) Born in Cheshire, England in 1956</p> <p>b) Famous sculptor, photographer and environmentalist</p> <p>c) Enjoys creating land art situated in natural settings</p>	
<p>3. Work of Andy Goldsworthy:</p> <p>a) Colourful river</p> <p>b) 3D sculptures using natural resources</p> <p>c) Three-dimensional (3D) shapes have three measurements, such as length, width, and height</p> <p>d) Lots of his work was temporary as it decayed</p>	
<p>4. Materials:</p> <p>a) Natural materials – stones, sticks, leaves, bricks, rocks</p> <p>b) Texture – rough, hard, soft, smooth</p>	
<p>5. Colour change using:</p> <p>a) Tints – getting lighter by adding white</p> <p>b) Shades – getting darker by adding black</p> <p>c) Tones – getting darker/lighter-adding black & white (grey)</p>	<div style="display: flex; justify-content: space-around;"> <div style="text-align: center;">  <p>Art of Leaves</p> </div> <div style="text-align: center;">  <p>Magical land art</p> </div> </div>
<p>6. Form of his designs:</p> <p>a) Circles</p> <p>b) Spirals</p> <p>c) Lines</p>	<div style="display: flex; justify-content: space-around;"> <div style="text-align: center;">  <p>Colourful river</p> </div> <div style="text-align: center;">  <p>Woven Branch Circular Arch</p> </div> </div>
<p>7. Weaving using branches and wool:</p> <p>a) Creating a Y-stick loom</p> <p>b) Weaving in and out</p>	
<p>8. Creating own sculptures based on work of Andy Goldsworthy:</p> <p>a) The Art of Leaves</p> <p>b) Magical Land Art</p> <p>c) Woven Branch Circular Arch</p>	<div style="display: flex; justify-content: space-around;"> <div style="text-align: center;">  <p>River of Life, Warrington</p> </div> <div style="text-align: center;">  <p>Dream, St. Helens</p> </div> </div>
<p>9. The wider influences of:</p> <p>a) Local sculptures include the 'River of Life' in Warrington and 'Dream' located in St. Helens</p> <p>b) The River of Life project was developed in the aftermath of the 1993 IRA bomb in Warrington</p>	
<p>Youtube:</p> <p>Andy Goldsworthy information:</p> <p>https://www.tate.org.uk/art/artists/andy-goldsworthy-7274</p> <p>https://www.creativityfuse.com/2010/10/andy-goldsworthy-sublime-and-beautiful-environmental-art/</p> <p>Creating a Y-stick loom</p> <p>https://www.youtube.com/watch?v=u9IUuNK2HyI</p>	

Branch weaving

<https://www.youtube.com/watch?v=zvsSFEmVU6A>