






KS1 Designer (drawing)– Coco Chanel (Year 2)

Version 2, September 2021

Prior Learning: understanding of line, colour, pattern, texture, shape, materials, techniques of: linear, side stroke, scumbling and feathering

Facts	Vocabulary
1. Designer is: a) A person who plans the look of something before it is made, by preparing drawings or plans	1. Designer 2. Coco Chanel 3. HB 4. Shadows 5. Shades 6. Smudging 7. Designs 8. Outline 9. Edges 10. Shading 11. Influenced by/ Inspired by
2. Coco Chanel: a) Born in France in 1883 b) French fashion designer and business woman c) Founder of the Chanel brand	
3. Exploring her work: a) Original Sketches b) The Little Black Dress c) The Chanel Jacket	
4. Using different pencils to show light to dark: a) HB – 9B (B leads are darker) b) B stands for Bold; H stands for Hard c) B leads are smooth to write and draw with d) They smudge easily, but are readily erased	<div style="display: flex; justify-content: space-around;">   </div> <p>Original Sketch The first Little Black Dress</p>
5. Shadows: a) A shadow is a dark (real image) area where light from a light source is blocked by an opaque object. b) Smudging can be used to create shadow	
6. Smudging: a) To rub or wipe in a smeary manner	<div style="display: flex; justify-content: space-around;">   </div> <p>The Chanel Jacket Chanel hat designs</p>
7. Explore hat designs: a) Chanel designs b) 1920's male/female designs	
8. Creating our designs using Coco Chanel as inspiration: a) Outline b) Edges c) Shading	
9. The wider influences of: a) Fashion b) Wealth c) Creativity	
Youtube: Coco Chanel information: http://www.facts-about.org.uk/famous-people-facts-starting-with-c/coco-chanel.htm https://www.youtube.com/watch?v=eNmhP-1fZDs Sketching – outlines, edges, shading https://www.youtube.com/watch?v=OezMavBqWXc Grading of pencils:	

<https://www.jetpens.com/blog/the-best-lead-grade-for-every-application/pt/475>

